



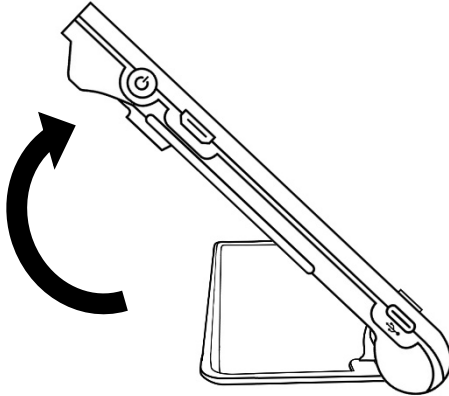
# Humanware™

Getting Started—Démarrage rapide—Primeros pasos


1



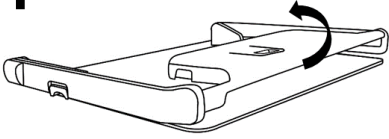
2



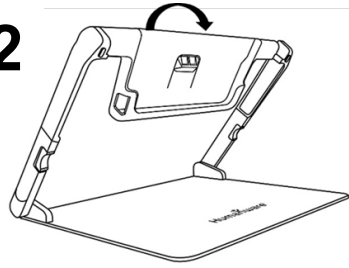
3



1



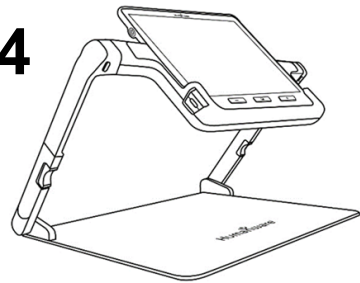
2



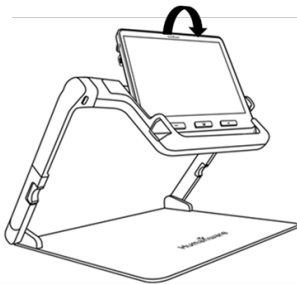
3



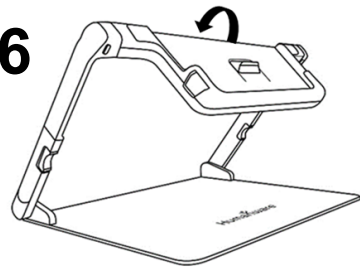
4



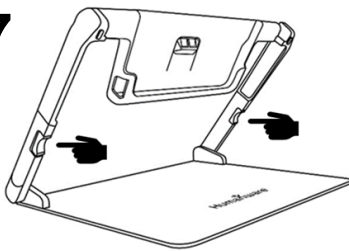
5



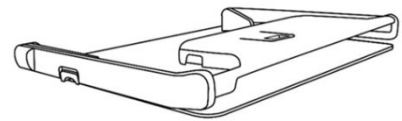
6



7



8



# Power Plug Assembly

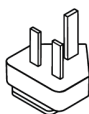
## Assemblage du bloc d'alimentation

North  
America



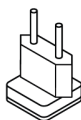
Amérique  
du Nord

United  
Kingdom



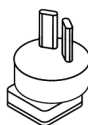
Royaume-  
Uni

Europe



Europe

Australia



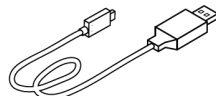
Australie

Power block



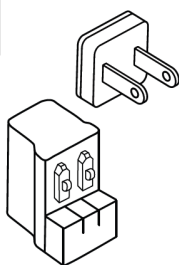
Bloc  
d'alimentation

USB  
cable

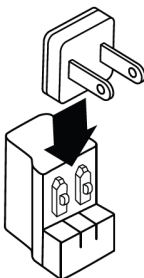


Câble  
USB

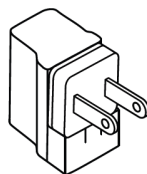
1



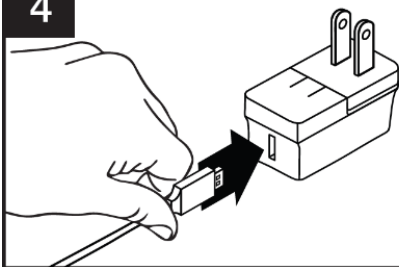
2



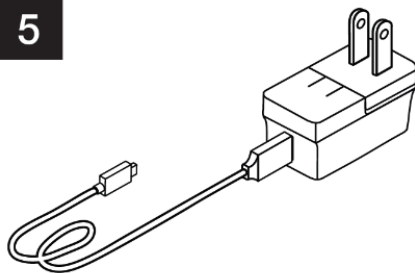
3



4




5





## WARNING – AVERTISSEMENT



### VIDEO OUT

Keep covered when not in use  
Garder recouvert lorsque non-utilisé

### CHARGE

Indicated by USB charging port symbol  
Indiqué par un symbole USB

Note: Do not invert cables, risk of fatal damage

Ne pas inverser les câbles, risque d'endommagement fatal



ONLY use the included power supply and cable. Failure to do so may result in battery damage, overheating, and possibly fire.

Utilisez UNIQUEMENT le bloc d'alimentation et le câble fournis. Le non-respect de cette consigne peut entraîner des dommages à la batterie, une surchauffe et potentiellement un incendie.

**Humañware**

ACCD-0298  
REV-03